


Sanctuary Chancel

FOR REGULATORY APPROVAL - NOT FOR CONSTRUCTION

DENNIS MIRE, P.A.
 THE ARCHITECTS
 697 UNION STREET, MANCHESTER, NH
 (603) 625-4588 WWW.THEARCHITECTS.NET


The model provided is for informational purposes only and is not intended to be used for any other purpose. The model is the property of Dennis Mire, P.A. The model is provided as a guide only and is not intended to be used for any other purpose. The model is provided as a guide only and is not intended to be used for any other purpose. The model is provided as a guide only and is not intended to be used for any other purpose.

SANCTUARY Screens -
 Option 1
 proj. no.: 2021088A



85" TV Screen
74.5"x48.7"

Sanctuary Chancel




SANCTUARY Ceiling & Lighting Fixtures

SCALE: 1:66.70

Light Fixture Schedule - Upper Level

ID	Note	QTY.
C12		
	Recessed Can - Square - 12" - White Flange - Dimmable - Emergency Battery as needed - To replace existing fixtures - 2 zones (Chancel vs House) - Locate switches at the front and back of the Sanctuary (reuse existing locations and add as needed)	15
	Sanctuary - BELOW	
	Sanctuary Balcony Same as above - part of "House" zone	3
CIS		
	Chancel Individual Spot Lights - Integrated White housing (2 and 3 cells) - Controlled from AV booth - Coordinate with owner for lumen packages, color temperatures and beam spreads.	4
	Sanctuary - BELOW	
Existing CS		
	Existing choir spot lights - TO REMAIN - coordinate controls with new CIS fixtures	2
	Sanctuary - BELOW	
LS		
	LED Strip light @ Skylights - KLUS LIPOD Extrusion mounted in TEKUS track for a recessed setting in the finished GWR ceiling around the skylights - White finish - Dimmable - Locate switches with WSC's switches	3
	Sanctuary - BELOW	
P1		
	48" Donut Pendant - Direct and Indirect Lighting - Dimmable - White Finish (no canopy) - Hub Integral Driver (SS2) - 3 lighting options: up, down and up/down - Locate switches at the front and back of the Sanctuary (reuse existing locations and add as needed) - Bottom of Fixture at same elevation (so adjust cable length) - RGT2P04 from Beta-Calco	7
	Sanctuary - BELOW	
		34



Cornerstone Series

Times Square Lighting

Manufactured in the USA - 100% PRODUCTED IN THE USA

Features

- 60,000 Hour life per LED
- 20" x 48" and 24" x 48"
- Field changeable reflectors
- Choice of color temperatures: 2700°K, 3000°K, 3500°K, 4000°K
- Each LED individually mounted for up to 7° beam angle
- Accessory variety of lenses and accessories
- Adjustable trim with tension springs for 180° to 360° beam adjustment
- Fully recyclable with 100% recycled content
- Black, white, silver and bronze available - custom colors upon request

Dimming

- Triac dimming 0-10V, 0-1V, 230V
- Leading edge, Trailing edge, 0-10V only
- 0-10V, 0-1V, 230V

48" (1219mm) DIA

4.3" (110mm)

3.25" (83mm)

Diameter (A)

RGTP2P02, RGTP2P03 2.2' (676mm)

RGTP2P04, RGTP2P05 3.2' (985mm)

RGTP2P06, RGTP2P07 4.2' (1280mm)

RGTP2P08, RGTP2P09 5.2' (1590mm)

RGTP2P10, RGTP2P11 7.2' (2184mm)


RGTP2P12, RGTP2P13 8.2' (2500mm)

RGTP2P14, RGTP2P15 9.0' (2743mm)

RGTP2P16, RGTP2P17 10.0' (3048mm)

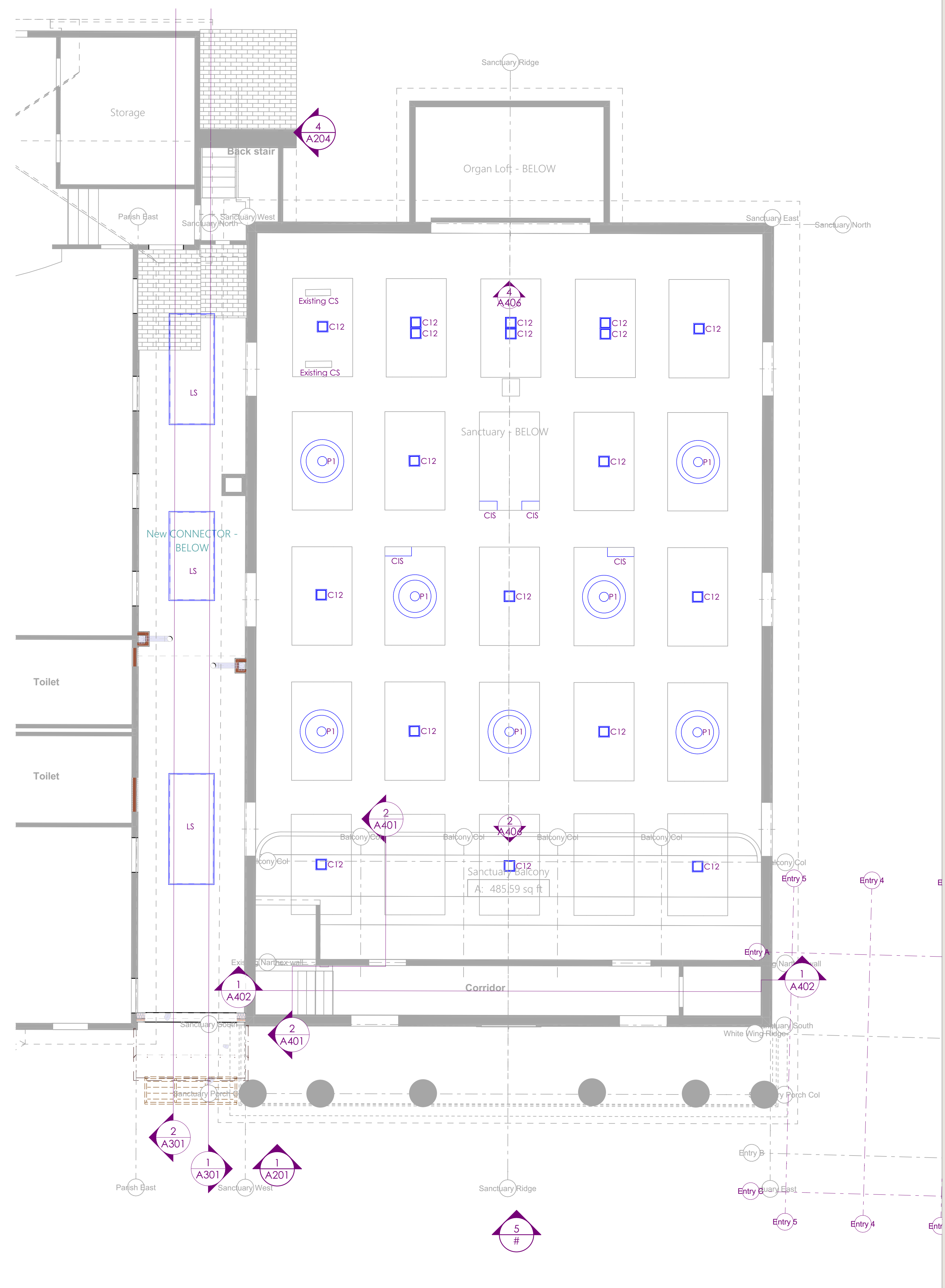
RGTP2P18, RGTP2P19 18.0' (5486mm)

RING 3" - SUSPENDED



GENERAL SPECIFICATION

- Body and trim:** Steel and aluminum
- Finish:** Powder coated
- Power cable:** Steel braided
- Diffusers:** Type pre-polarized direct, indirect, supplied in sections
- Remote Emergency:** Emergency system provides a 1.5 hour (3 hours for E3 emergency lighting facility) The remote system includes the remote module, signal antennas and a remote wall/wiring LED charge indicator and test switch (M-Only Maximum distance between wall/wiring cable and luminaire is 10 ft (3m). Test switch fits a single gang break switch.
- Drivers:** Integral, IFR electronic drivers for LED 270V/350-240V. The driver is integral to the luminaire housing.
- Suspension:** Steel cables. Recommended maximum mounting heights: 18' (5491mm). Maximum length 18'.
- Mounting:** Ring 3 can integrate into your data network via Power over Ethernet (PoE) connectivity.
- Defendant Lumens:** Defendant Lumens & LPFs based on 1000K (over 90 CRI) for White LEDs only. Data shown at MM values.
- Sensors:** Contact factory regarding sensor compatibility.
- Approximate Weight:** Contact factory.
- Mounting & Optics:** Suspended Direct, Suspended Direct/Indirect, Acoustic, Data, Data to Alarm, PoE



RCP - Upper Level
SCALE: 3/16" = 1'-0"

FOR REGULATORY APPROVAL - NOT FOR CONSTRUCTION

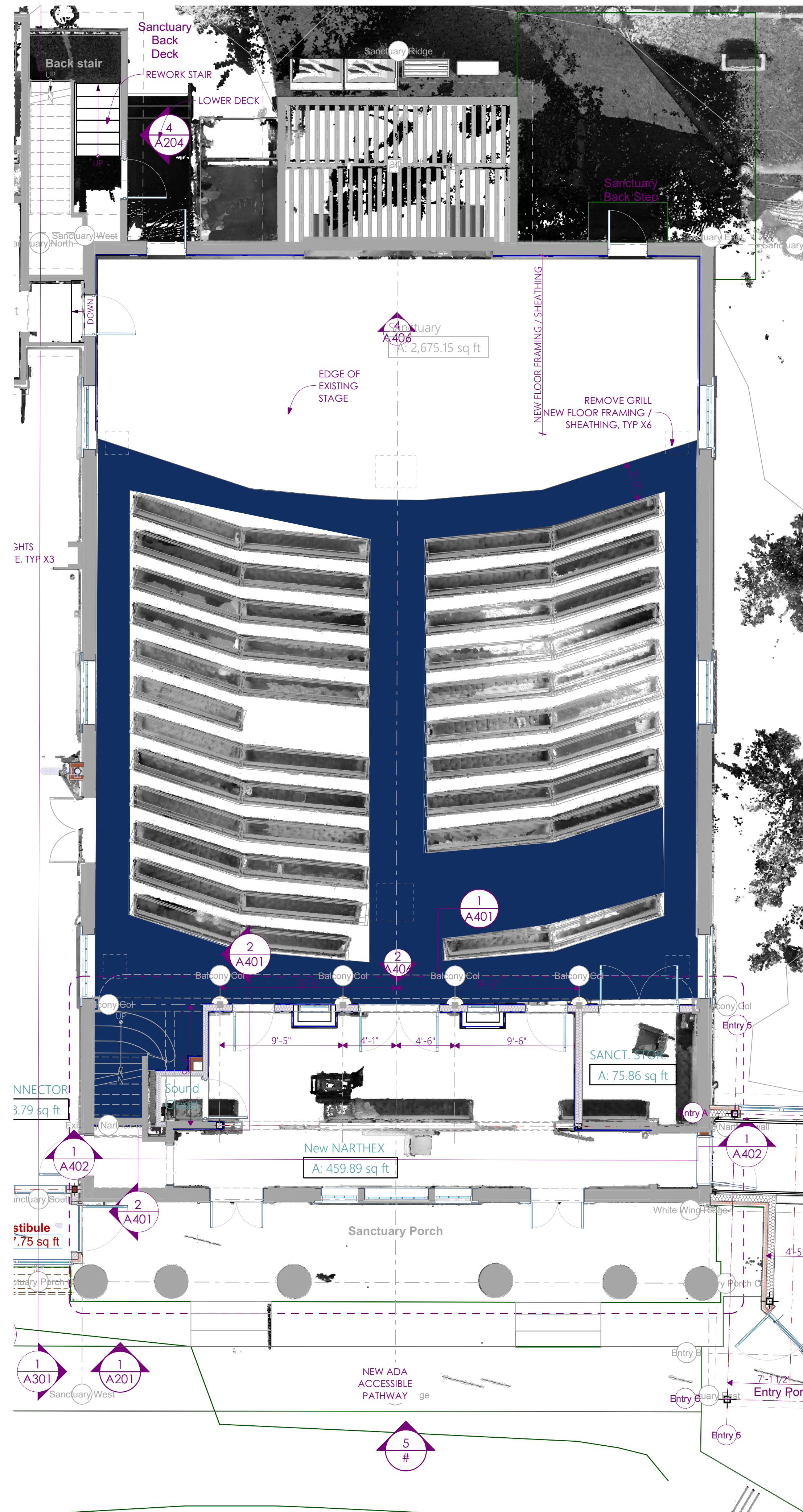
DENNIS MIRETS, P.A.
THE ARCHITECTS

697 UNION STREET, MANCHESTER, NH
(603) 625-4548 www.thedma.com

The material contained in these drawings and the information contained therein are the property of Dennis Mirets, P.A. The architect's responsibility is limited to the design and construction of the building and the interior design. The architect is not responsible for the design of the building's structure, mechanical, electrical, plumbing, or other systems. Any use, reproduction, or distribution of any information in whole or in part, contained in these drawings without the written consent of the architect is expressly prohibited.

ISSUE	DESCRIPTION	DATE

RCP - Upper Level
proj. no.: 2021088A



TOP 3 VIEW

FLOOR PLAN - Main Level - Sanctuary



FOR REGULATORY APPROVAL - NOT FOR CONSTRUCTION

DENNIS MIREs, P.A.
 THE ARCHITECTS
 697 UNION STREET, MANCHESTER, NH
 (603) 625-4548 www.thedma.com

The material contained in these drawings and the information contained herein are the property of Dennis Mires, P.A. The architect's responsibility is limited to the design and construction of the building and does not extend to the interior finishes, furniture, fixtures, and equipment. The architect is not responsible for the accuracy of any information, in whole or in part, contained herein. Any use, reproduction or distribution of any information, in whole or in part, contained herein, without the express written consent of the architect is expressly prohibited.

ISSUE	DESCRIPTION	DATE

SANCTUARY NAVY
 Carpet
 proj. no.: 2021088A